

TRAK Machine Tools / Southwestern Industries, Inc.
Site Preparation Guide
TRL 1630RX & 1630HS-RX

Before an Authorized Field Service Technician can perform the machine's final checkout, the following requirements must be met:

- The machine must be in position and placed on its rest pads
- To offload the machine, a 6000 lb. forklift with 6' extension is required.
- The machine must be leveled (refer to installation and service manual).
- The machine must be wired (refer to the installation and service manual).
- The machine must be cleaned. Remove all grease from the way surfaces.

Space & Weight

- Floor area = 81.94" x 69.88"
- Height = 72.38"
- Net (approx) Weight = 2750 lbs.
- Shipping (approx) Weight = 3420 lbs.
- A 36" clearance from the rear of the machine to the wall is required for repairs in the electrical enclosure.
- A solid and level foundation to maintain approximately 2750 lbs. plus the weight of the work piece is required. Four leveling screws are provided.
- For best results, it may be necessary to lag bolt the machine in order to remove any small amount of twist.

Electrical

- Machine is only available in the 208 VAC configuration (200 to 240V is acceptable). A separate 208V, 44 amps, 60 Hz, 3 phase circuit is required. For shops with 440 VAC, a step-down transformer to 208 VAC must be used. The transformer must be sized to carry a load of 44 amps.
- Machine tool must be earth grounded.

Air for Turrets

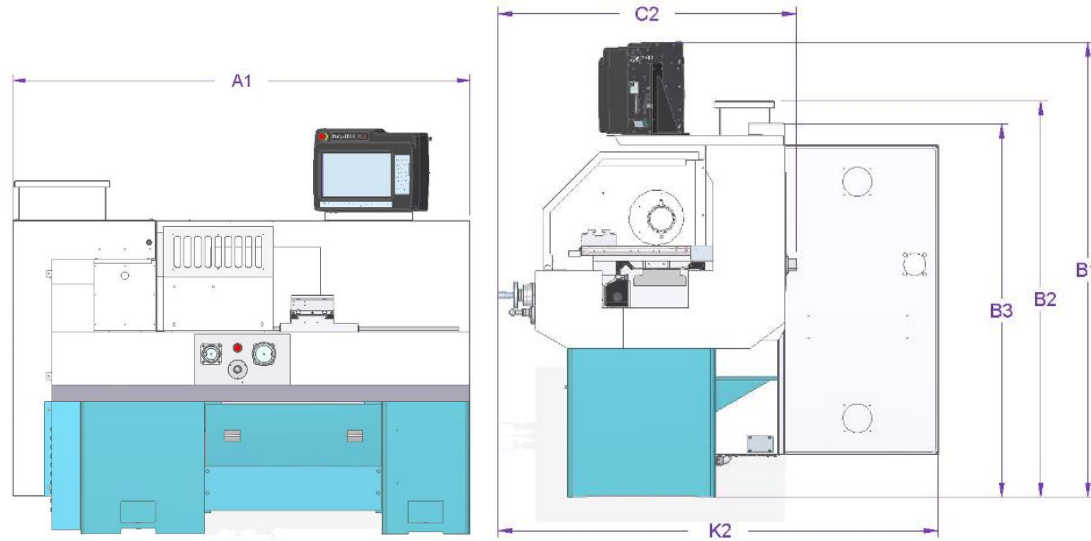
- ¼" NPT Connection
- Air Pressure not to exceed 100 psi

8 Tool TRAK CNC Turret

- 11 SCFM or 1.83 CFM at 80 psi

4 Tool TRAK CNC Turret

- 15 SCFM or 2.1 CFM at 90 psi



A1	Overall Width	81.9375"
B1	Height of Machine Base to Top of Pendant	72.375"
B2	Height of Machine Base to Top of Electrical Cabinet	63"
B3	Height of Machine Base to Top of Machine	59.375"
C2	Depth of Machine (door closed)	45.3125"
K2	Depth of Machine (door open)	69.875"

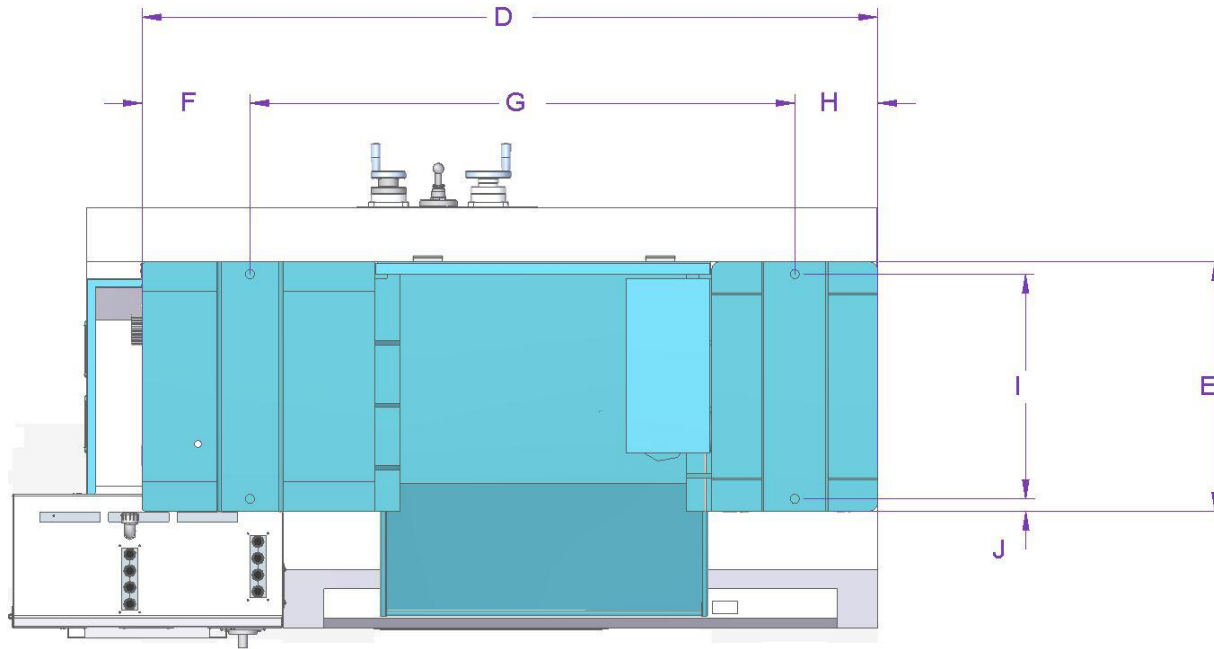
TRAK MACHINE TOOLS

SOUTHWESTERN INDUSTRIES, INC.

2615 Homestead Place
 Rancho Dominguez, CA 90220-5610 USA
 T | 310.608.4422 | F | 310.764.2668
 Service Department: 800.367.3165
 E-mail: sales@trakmt.com | service@trakmt.com | web: www.trakmt.com

Site Preparation Guide

TRL 1630RX & 1630HS-RX



D	Max Width of Machine Footprint	69.6875"
E	Max Depth of Machine Footprint	23.625"
F	Distance from Left side of machine base to center of right leveling pad	10.375"
G	Distance between leveling pads across machine	51.625"
H	Distance between center of left leveling pad to left side of machine base	7.875"
I	Distance between front and back leveling pads	21.325"
J	Distance between back leveling pad and back of machine base	1.25"



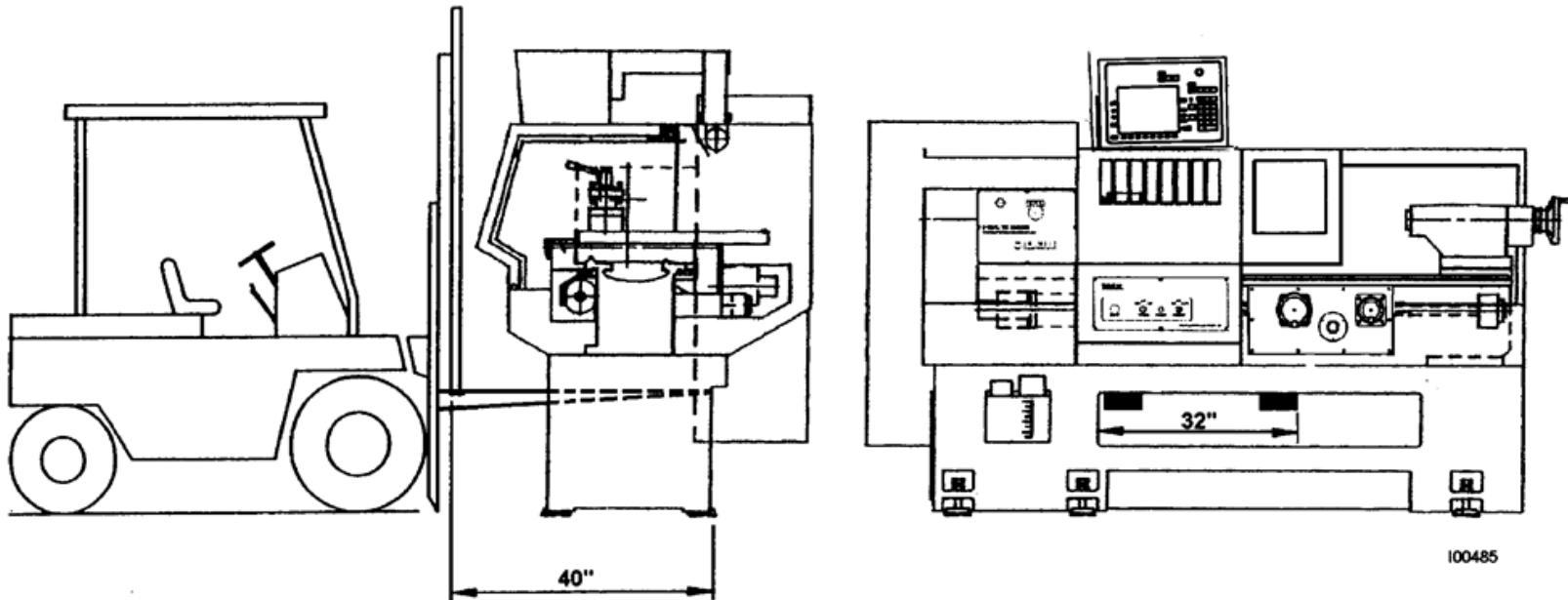
2615 Homestead Place
 Rancho Dominguez, CA 90220-5610 USA
 T | 310.608.4422 | F | 310.764.2668
 Service Department: 800.367.3165
 E-mail: sales@trakmt.com | service@trakmt.com | web: www.trakmt.com

Lifting and/or Moving the Machine

CAUTION!

Proper equipment of sufficient capacity must be used when lifting and/or moving the machine.

To lift the machine, remove the chip pan. Place the forks of the forklift at least 32" apart as shown in the figure below. Be certain to lift the lathe toward the headstock. Use 2 blocks of wood (~6" high x 18" long) on forklift forks during lifting and make sure they contact the bed casting. This will avoid damaging the machine's sheet metal.



TRAK MACHINE TOOLS



SOUTHWESTERN INDUSTRIES, INC.

2615 Homestead Place
Rancho Dominguez, CA 90220-5610 USA
T | 310.608.4422 | F | 310.764.2668
Service Department: 800.367.3165
E-mail: sales@trakmt.com | service@trakmt.com | web: www.trakmt.com