

Space & Weight

A2 Printer

- Dimensions = 37" x 32"/61.5" door closed/open
- Height = 44.3"/72-78.3" On Stand/MMS Unit
- Net (approx.) Weight = 242 lbs.
- Shipping (approx.) Weight = 498 lbs.
- Shipping Dimensions 42"x 36"x 53"
- 4 levelling screws are provided

- A 24" clearance on both sides, top, front, and rear (beyond Doors OPEN dimension of printer/MMS Unit) is required for materials loading, service, and repair access.
- A solid and level foundation is required for printer and MMS

MMS Unit

- Dimensions = 37" x 31.5"/88.5" doors closed/open
- Height = 34.2"
- Net (approx.) Weight = 250 lbs. (approx.)
- Shipping (approx.) Weight = 425 lbs.
- Shipping Dimensions = 46" x 39" x 43"
- Mounted on locking casters/wheels

Electrical

A2 Printer

- 220/230 VAC 15A power required for A2 Printer.
- Qty 3 110/120 VAC 15A 60 Hz external power for Print Server, External HEPA filter unit, optional print server display.

- For shops with 440 VAC, a step-down transformer to 220 VAC must be used. The transformer must be sized to carry a load of 15 amps minimum.

A2 Printer & MMS Unit

- 220/230 VAC 15A single connection required for A2 Printer and MMS Unit (A2 Printer plugs to MMS, MMS plugs to external power)
- Print Server & HEPA filter unit (no external power required for MMS V2)

Air

- Not required

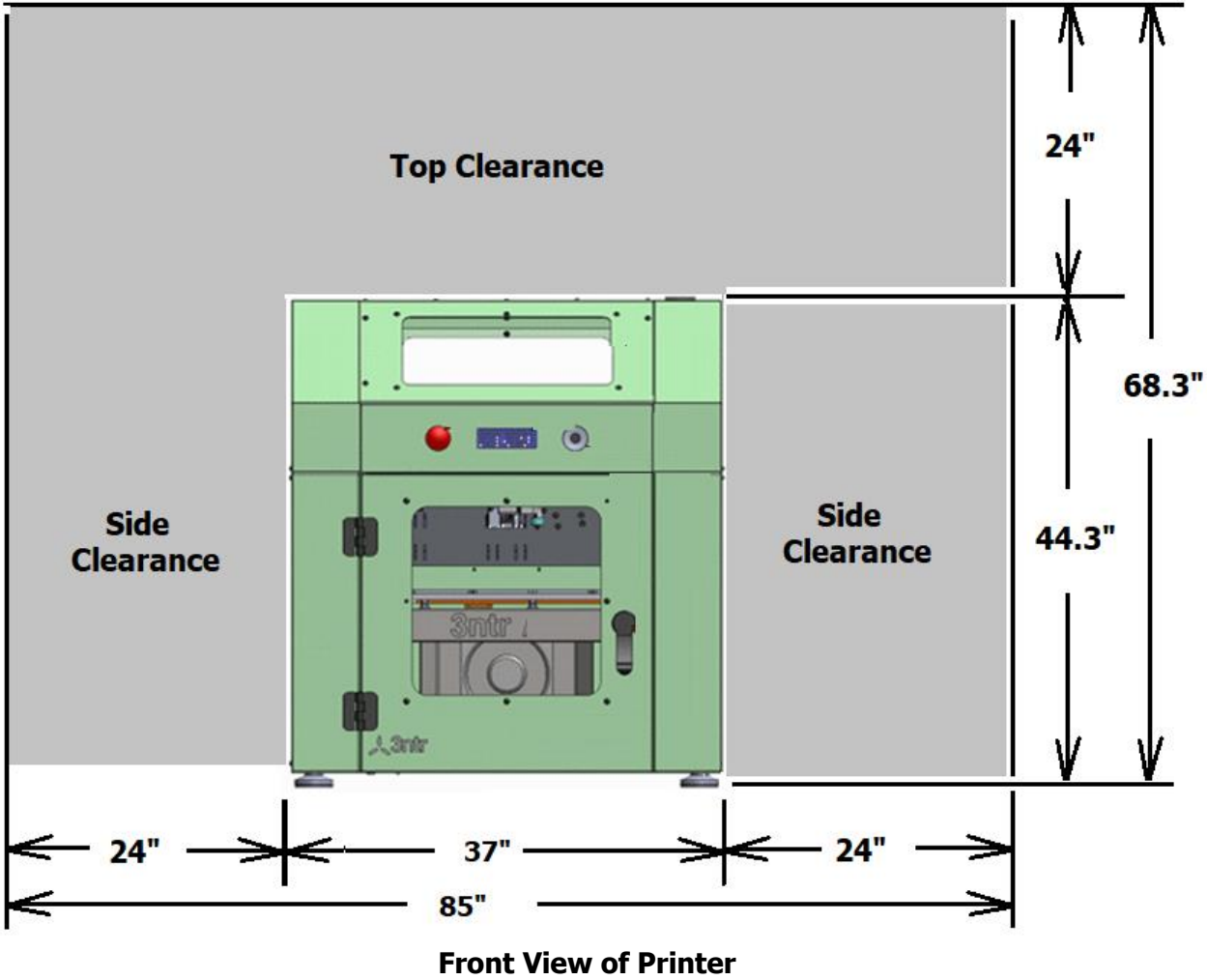
Environmental

- Ambient Operating Temperature 16-32°C/61-90°F
- Storage Operating Temperatures 5--40°C/41-104°F



Site Preparation Guide

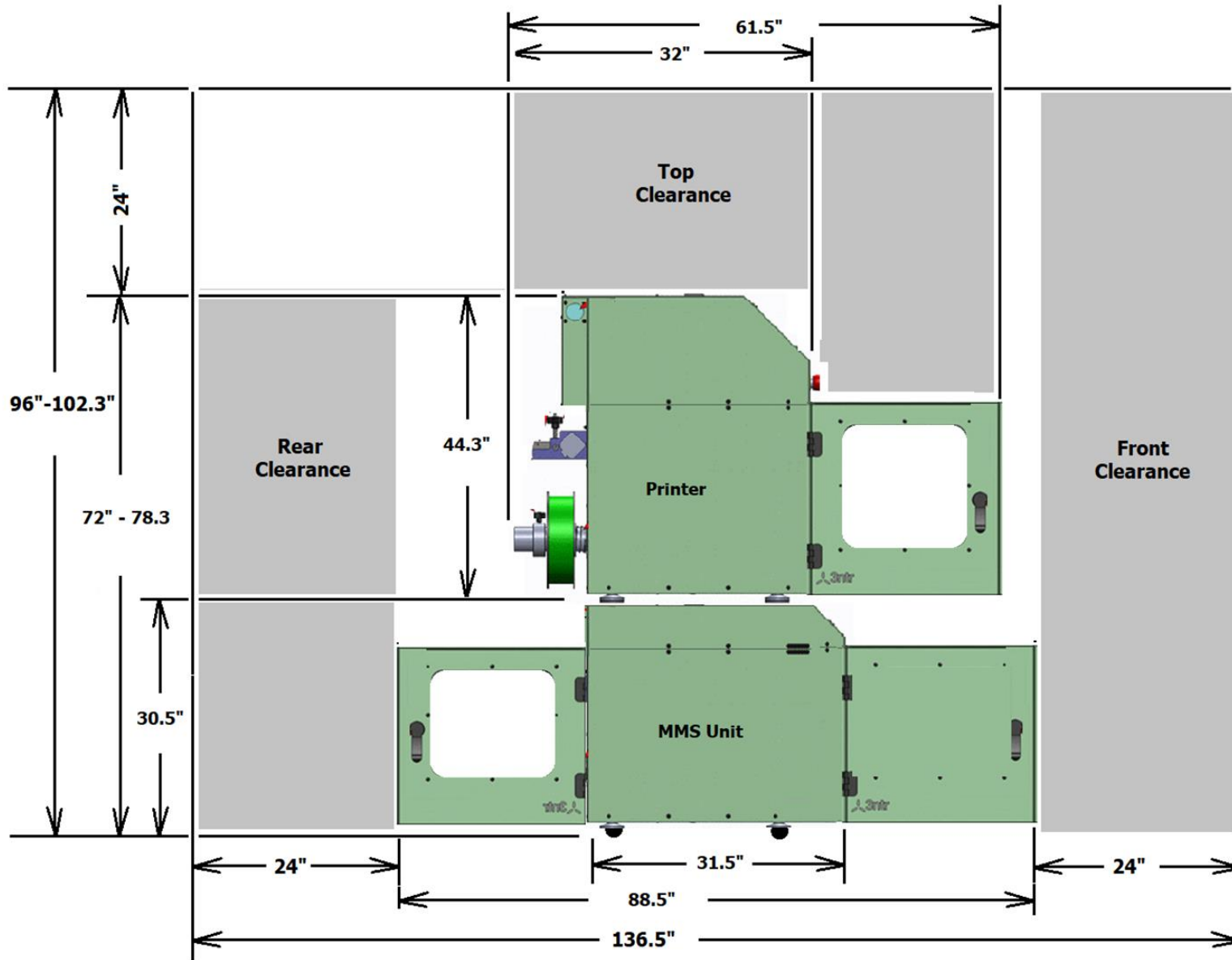
3ntr A2 & MMS Unit



Southwestern Industries, Inc.
2615 Homestead Place
Rancho Dominguez, CA 90220-5610 USA
T| 310.608.4422 | F| 310. 764.2668

Site Preparation Guide

3ntr A2 & MMS Unit



Side View of Stacked Printer/MMS Unit



Southwestern Industries, Inc.
2615 Homestead Place
Rancho Dominguez, CA 90220-5610 USA
T| 310.608.4422 | F| 310.764.2668

Site Preparation Guide

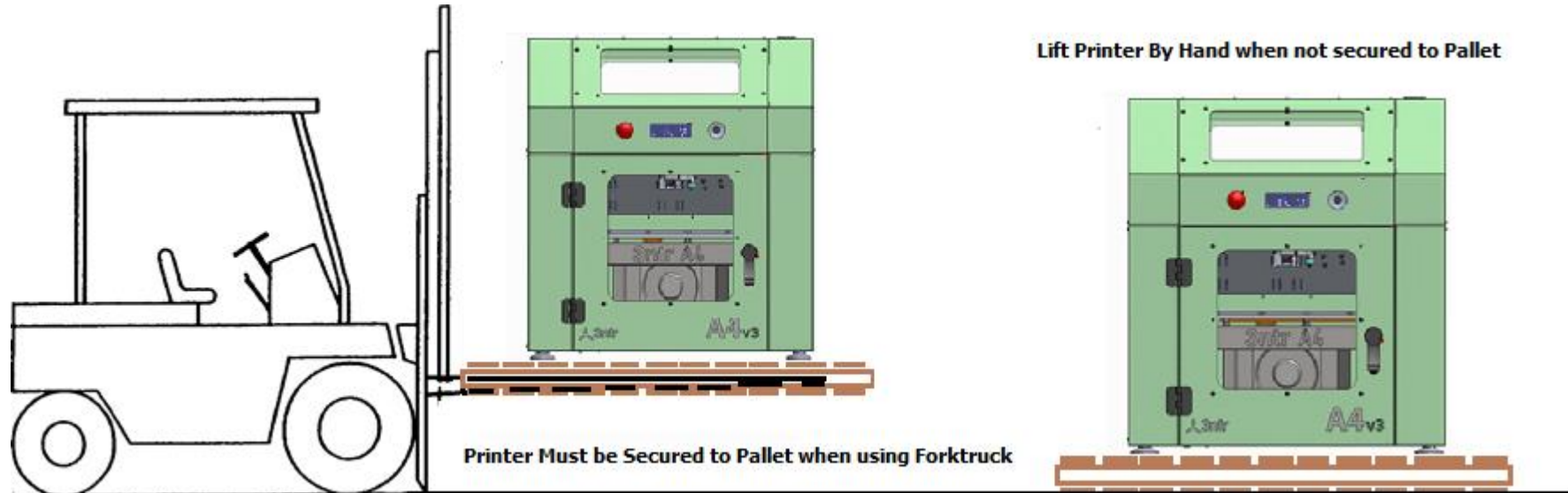
3ntr A2 & MMS Unit

Lifting and/or Moving the Printer/MMS Unit

CAUTION!

The A2 Printer should be moved by forklift **ONLY** when mounted on a pallet.

- The printer will be damaged if moved by forklift without the pallet attached.
- Once the pallet has been removed from the printer it must be moved by hand.
- Orient the printer with the sides or front facing the fork truck - The feeder mechanism and filament spool holders on the rear of the printer protrude and can be damaged
- 3 or 4 people are required move the A2 printer by hand - lifting it onto the printer stand, table, or MMS.



Southwestern Industries, Inc.

2615 Homestead Place

Rancho Dominguez, CA 90220-5610 USA

T | 310.608.4422 | F | 310.764.2668